

Model of creation of productive agrocenosis of *Echinacea*

Sergey Pospelov*, Viacheslav Zdor, Oleg Mishchenko, Anna Pospelova, and Ninel Kovalenko

Poltava State Agrarian Academy, 36003 ul. Skovorody 1/3 Poltava, Ukraine

Abstract. The results of many years of field research on the effect of stocking density of different types of *Echinacea* spp. on its productivity are discussed. It was found that when the *Echinacea purpurea* crops were thickened, the collected raw material had a high percentage (more than 50%) of stems, which negatively affected its quality. An increase in the density of *Echinacea pallida* crops has less effect on the formation of generative shoots. Long-term research has revealed patterns that determine the productivity of *Echinacea* spp. at different planting densities. This made it possible to calculate and recommend for production the density of plants at which the optimal yield of the agrocenosis will be achieved: for *Echinacea purpurea* – 100-110 thousand/ha, and for *Echinacea pallida* – 120-140 thousand/ha.

1 Introduction

Representatives of the *Echinacea* genus (*Echinacea* Moench) are known in the world primarily as medicinal plants with pronounced immunostimulating properties [1]. This is due to unique phytochemical characteristics, among which the main components are chicoric acid and its derivatives, polysaccharides and alkylamides [1,2]. Due to this, drugs with anti-inflammatory, adaptogenic and immunocorrecting activity are produced from echinacea all over the world [1,2]. Today, during a pandemic, these properties of echinacea deserve special attention. It should not be forgotten that echinacea is an excellent honey plant and an ornamental perennial plant [3,4].

Due to the increased demand for raw materials, echinacea has been successfully grown in America and Europe for over a century [2, 3]. However, only three species can be seen in culture: *Echinacea purpurea* (L.) Moench, *Echinacea pallida* (Nutt.) Nutt. and *Echinacea angustifolia* DC. *Echinacea purpurea* is the most studied and used. Although, there are few pharmaceutical varieties in the world, it has mainly a decorative value [3]. *Echinacea angustifolia* is a raw material for many drugs; but it is harvested more in nature, in places of natural growth such as Canada and North America [4]. In our opinion, *Echinacea pallida* is the most interesting but underestimated species both in terms of its chemical composition and biological characteristics [2,4-5]. At the Poltava State Agrarian Academy, due to many years of purposeful work, varieties of *Echinacea purpurea* ('Zirka Mykoly Vavylova') and

* Corresponding author: sergii.pospelov@pdaa.edu.ua

Echinacea pallida ('Krasunya of Prairie') were developed, technologies for growing and using *Echinacea* for the needs of pharmacy, animal husbandry, beekeeping, and ornamental gardening were developed [5].

One of the "narrow" issues of cultivation is the creation of productive plantations [6]. If we consider *echinacea* mainly as a medicinal plant, then it is impractical to grow it for more than two to three years. Therefore, it is necessary to create optimal accommodations and intensive care during the first year of life in order to get the maximum return in the future [7-12]. It is to these questions that our article is devoted.

2 Materials and methods

The research was carried out in the botanical garden of the Poltava National Pedagogical University named after V.G. Korolenko. During 2006-2015, field experiments were carried out, obtained data were processed and interpreted. Investigations on placement schemes (plant density) 45 x 10, 45 x 20, 45 x 30, 70 x 10, 70 x 20, 70 x 30 centimeters were laid out for three production cycles in a row by seedling on typical medium-humus chernozems of heavy texture. For this, the seedlings were preliminarily grown in cassettes until they had up to two to four true leaves. Due to this, the plants did not get sick and took root 100 %. The productivity of the aboveground mass was assessed during mass flowering, the productivity of the root system was assessed after the end of the growing season. The counts were performed in the third year of the growing season. Correlation analysis and construction of regression equations were performed using MS Excel.

3 Results and discussion

The results of the studies showed that the intensity of the formation of generative shoots in *Echinacea purpurea* depended on the feeding area. Compacted crops resulted in fewer shoots. 3.3–4.0 shoots were formed in the variant where the distance between the plants was 10 cm, and 4.6–7.3 shoots were formed when the indicated interval was increased. There was also a definite tendency towards an increase in the height of the shoots and the size of the inflorescences, and a decrease in the number of inflorescences and leaves with the layouts of 45 x 10 cm and 70 x 10 cm.

The productivity (wet weight) and the structure of the yield of the aboveground mass of *Echinacea purpurea* depending on the placement schemes are presented in Table 1. With the frequent placement of plants (45 x 10 cm), stems comprised the largest percentage in the raw material - 51.4 %, which, as you know, reduces its quality. The content of leaves and inflorescences in the raw material was 34.4 % and 14.2 %, respectively, and the productivity of one plant was 158.7 grams. The weight of the stems in the variants with the placement of 45 x 30 cm and 70 x 30 cm was the maximum, but their share in the raw material did not exceed 48.7 %. In these variants, there was a significant increase in the mass of leaves of the plants (68.2–78.5 g) in comparison with the placement schemes of 45 x 10 cm and 70 x 10 cm (54.6–55.1 g). The content of leaves in the raw material in all variants was quite stable - 29.1 % – 34.4 %. The mass of inflorescences varied significantly according to the placement schemes, its significant increase was noted only on the schemes of 45 x 30 cm and 70 x 20 cm: 49.2–59.3 g versus 22.5–41.5 grams (when the plants were placed every 10 cm). The percentage of inflorescences in the raw material was 14.2 % – 23.6 %, depending on the experimental scheme.

Table 1. Productivity of the aboveground mass of *Echinacea purpurea* and its structure, (mass/percentage) for different placement schemes (average over three cycles).

Indicators	Experiment settings (landing patterns, cm)					
	45x10	45x20	45x30	70x10	70x20	70x30
1. Weight of stems, g, Lsd _{0.05} = 15.2	<u>81.56</u> 51.4	<u>96.40</u> 48.1	<u>108.10</u> 48.7	<u>78.97</u> 45.0	<u>85.69</u> 45.5	<u>128.26</u> 48.2
2. Weight of leaves, g, Lsd _{0.05} = 8.7	<u>54.65</u> 34.4	<u>68.20</u> 34.0	<u>64.54</u> 29.1	<u>55.12</u> 31.4	<u>61.78</u> 32.8	<u>78.50</u> 29.5
3. Weight of inflorescences, g Lsd _{0.05} = 5.2	<u>22.51</u> 14.2	<u>35.72</u> 17.9	<u>49.19</u> 22.2	<u>41.51</u> 23.6	<u>40.75</u> 21.7	<u>59.34</u> 22.3
Weight of the aboveground part, g,	<u>158.72</u> 100	<u>200.32</u> 100	<u>221.82</u> 100	<u>175.63</u> 100	<u>188.22</u> 100	<u>266.10</u> 100

Echinacea pallida has fewer generative shoots compared to *Echinacea purpurea*: in experiments, their number was 2.67–5.67 depending on the layout. The mass of generative shoots varied from 69.3 g to 132.9 g. When placing plants with a row spacing of 45 cm, this indicator in the 45 x 10 cm variant was significantly lower (69.3 g or 49.4 %) in comparison with other variants (119.1–132.9 g). When placed with a row spacing of 70 cm, the opposite relationship was observed (Table 2). In this case, the number of stems in the raw material was minimal in the variant of 70 x 30 cm (30.9 %) compared with the experimental variants of 70 x 10 and 70 x 20 cm (40.1–49.0 %).

Table 2. Productivity of the aboveground mass of *Echinacea pallida* and its structure, (weight/percentage) for different placement schemes (average for three cycles).

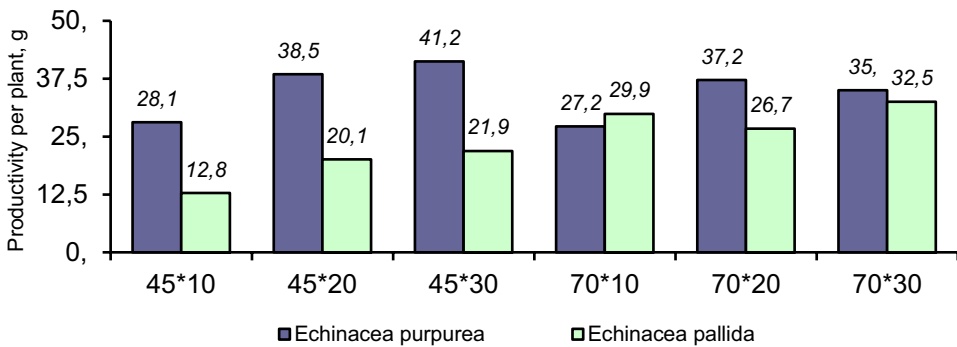
Indicators	Experiment settings (landing patterns, cm)					
	45x10	45x20	45x30	70x10	70x20	70x30
1. Weight of stems, g, Lsd _{0.05} = 32.5	<u>69.29</u> 49.4	<u>132.92</u> 53.2	<u>119.10</u> 50.0	<u>123.26</u> 49.0	<u>94.90</u> 40.1	<u>74.80</u> 30.9
2. Weight of leaves, g, Lsd _{0.05} = 12.6	<u>36.50</u> 26.0	<u>60.25</u> 24.1	<u>59.80</u> 25.1	<u>56.40</u> 22.4	<u>60.50</u> 25.6	<u>65.70</u> 27.2
3. Weight of inflorescences, g, Lsd _{0.05} = 28.7	<u>34.36</u> 24.6	<u>56.80</u> 22.7	<u>59.30</u> 24.9	<u>72.03</u> 28.6	<u>81.30</u> 34.3	<u>101.20</u> 41.9
Weight of the aboveground part, g	<u>140.15</u> 100	<u>249.97</u> 100	<u>238.20</u> 100	<u>251.69</u> 100	<u>236.70</u> 100	<u>241.70</u> 100

When placing plants with row spacing of 70 cm, the mass of leaves varied less in comparison with the row spacing of 45 centimeters (56.4–65.7 grams versus 36.5–60.3 grams). The percentage of leaves in the raw material was quite stable and amounted to 22.4–27.2%. The row spacing influenced the weight of the inflorescence the most. When the plants were planted according to the 45 x 10 cm scheme, the inflorescences were small and the weight of each plant was 34.4 g (24.6% of the total weight). With the schemes of 45 x 20 cm and 45 x 30 cm, the quantity of inflorescences significantly increased to 56.8–59.3 g, which corresponded to 22.7-24.9% of the total plant. Placement with row spacing of 70

cm led to a significant increase in the mass of inflorescences on the plant to 72.0-101.2 grams. The highest rates were noted on the 70 x 30 cm variant, where the part of flowering baskets in the raw material was 41.9%.

In general, while analyzing the data on the mass of the entire plant of *Echinacea pallida*, it can be noted that the area of nutrition did not significantly affect its productivity. In experiments, the smallest indicator of 140.2 grams was observed with a planting pattern of 45 x 10 cm. In other variants, the weight of one plant was 236.7-251.7 grams. It should be noted that in the 70 x 30 cm variant, the raw material was of the highest quality in terms of the yield structure, which is explained by the low content of the stems and high content of the inflorescences.

Figure 1 shows the results of studies of the effects of placement schemes on the productivity of the echinacea root system. They indicate a higher productivity of *Echinacea purpurea* compared to *Echinacea pallida*. This is especially noticeable in variants with a row spacing of 45 centimeters. Wider row spacings eliminate the difference, mainly due to the increase in the productivity of rhizomes of *Echinacea pallida*. When the plants were placed according to the scheme of 70 x 30 cm, the productivity of the aboveground part and the root system of both types of echinacea was practically at the same level, which indicated the significant role of the spatial placement of the culture.

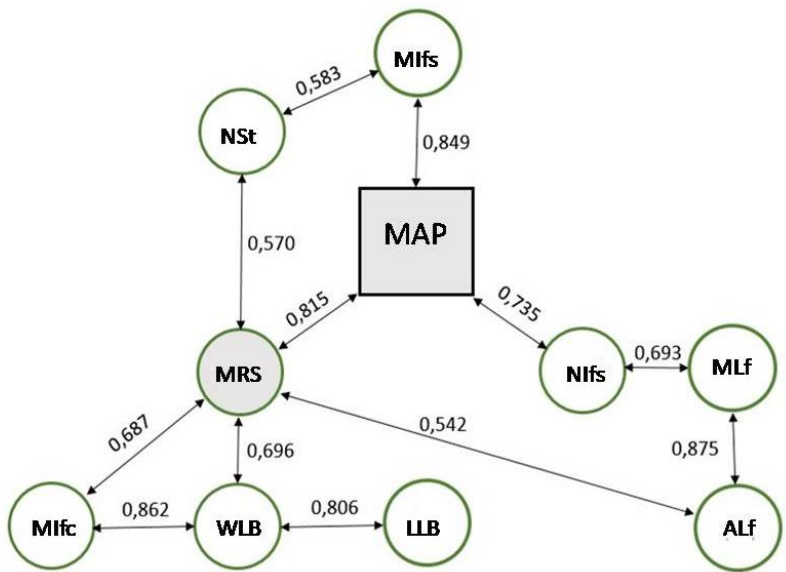


For *Echinacea purpurea* - $Lsd_{0,05} = 6,2$; for *Echinacea pallida* - $Lsd_{0,05} = 3,8$

Fig. 1. Productivity of echinacea's rhizomes with roots depending on placement schemes (average for three cycles).

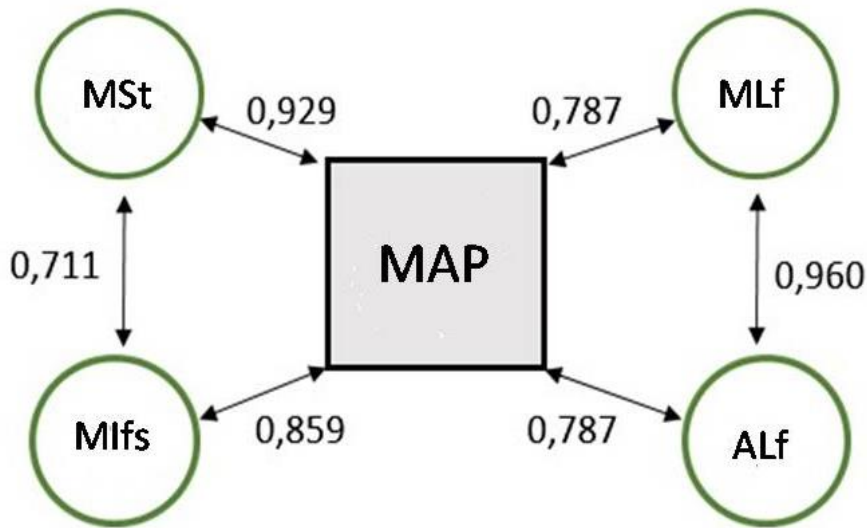
The correlation analysis was performed to analyze the above data, which served as the basis for building the correlation pleiads (Fig. 2, 3) that reflect the relationship between the most significant indicators. For *Echinacea purpurea*, the mass of the aerial part had the most significant correlations with the mass of stems ($r = 0.879$), the number of inflorescences ($r = 0.735$), and the mass of the root system ($r = 0.815$). The mass of the root system also had high correlation with the mass of inflorescences, width and length of the leaf blade.

Echinacea pallida had much lower performance indicators. The weight of the aerial part had significant correlations with the weight of stems ($r = 0.929$), weight of inflorescences ($r = 0.859$), weight of leaves ($r = 0.787$) and leaf area ($r = 0.787$). The mass of the root system had no significant correlations with other parameters of the plant.



Notes: MAP - mass of the aboveground part; MRS - mass of the root system; ALf – area of the leaf; MSt - mass of stems; MLf - mass of leaves; MIfs - mass of inflorescences; NSt - number of stems; NIfc - the number of inflorescences; LLB - length of the leaf blade; WLB - width of a leaf blade.

Fig. 2. Correlation pleiad of factors determining the productivity of *Echinacea purpurea*.

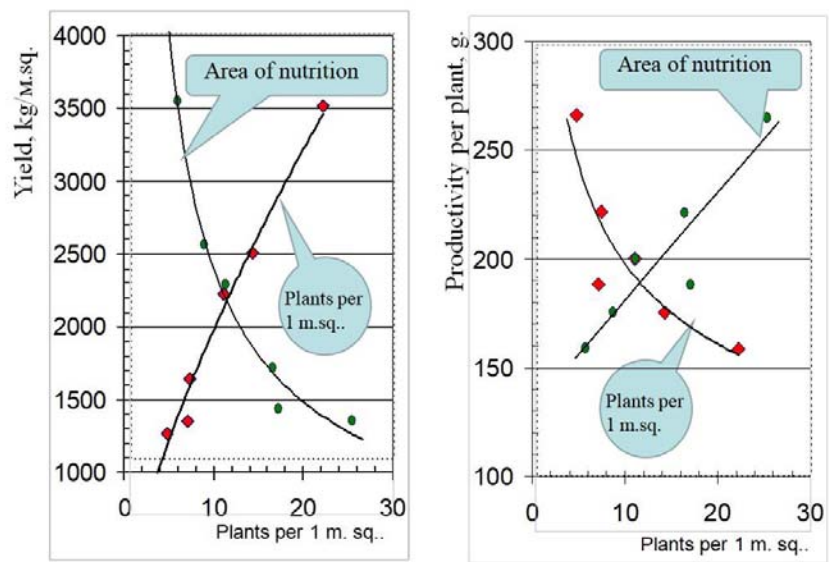


Notes : MAP - mass of the aboveground part; ALf – area of the lea; MSt - mass of stems; MLf - mass of leaves; MIfc - mass of inflorescences.

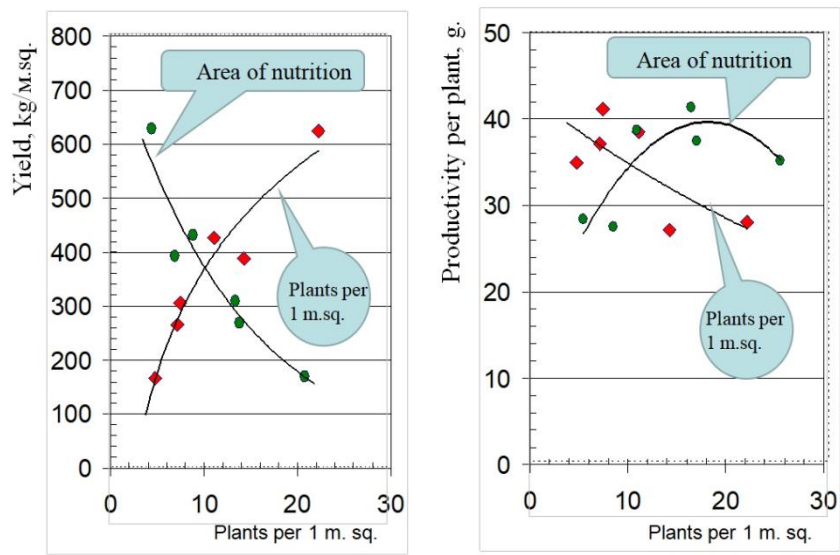
Fig. 3. Correlation pleiad of factors determining the productivity of *Echinacea pallida*.

Based on the calculations of correlations between the productivity of the plants and the parameters of their placement, depending on the experimental schemes, a model of the

optimal agrocnosis of *Echinacea* was developed. For this, graphic images of the most accurate regression equations were used when approximating experimental data (Fig. 4, 5).

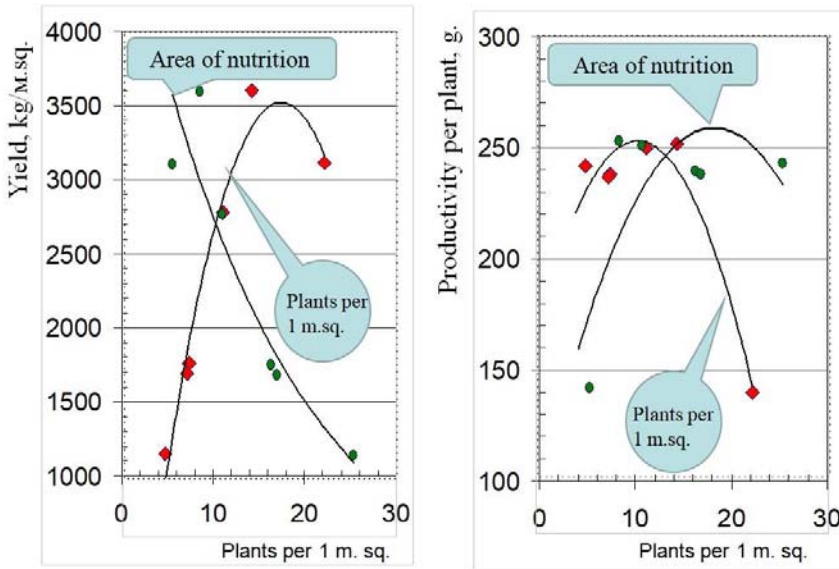


A - aboveground part

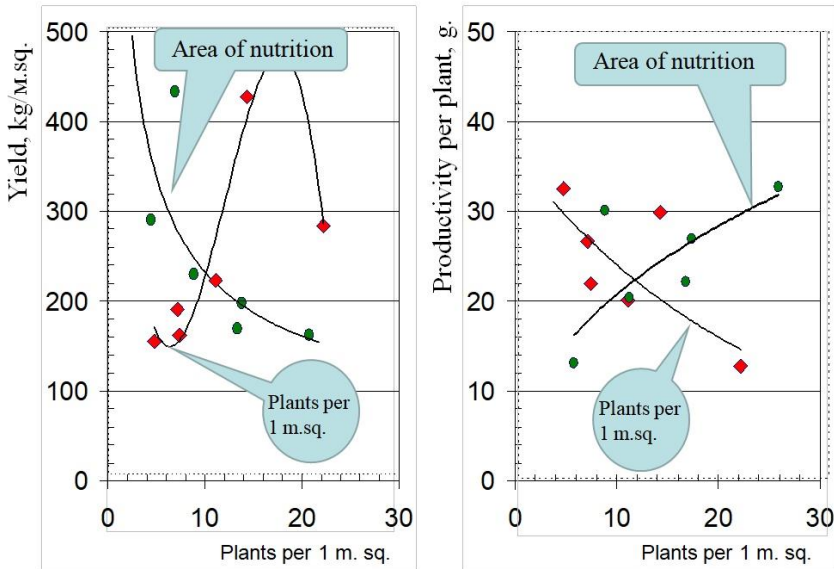


B - root system

Fig. 4. Graphic representation of the algorithm for creating agrocnosis of *Echinacea purpurea* for optimal productivity.



A - aboveground part



B - root system

Fig. 5. Graphic representation of the algorithm for creating agrocnosis of *Echinacea pallida* for optimal productivity.

One of the graphs shows the dependence of productivity and yield on the area of plant nutrition, the other - on the density of plants. After combining two trends, the coordinate systems of which are related to each other, we got two lines, the intersection of which indicates the optimal yield per square meter or the productivity of one plant and,

accordingly, the number of plants per square meter. It should be noted that the algorithms presented below determine the optimal possible values. According to calculations, it is possible to program a larger yield by increasing the number of plants per unit area, but this will inevitably decrease the mass of individual plants.

Figure 4 shows a graphical representation of the algorithm for *Echinacea purpurea*. According to calculations, to obtain the optimal productivity (180–200 g per plant in our experiments) of the aboveground mass of *Echinacea purpurea*, it is necessary to form an agrocnosis with a density of 10 plants per 1 m². When sown with 45 cm row spacing, this corresponds to 4.5 plants per linear meter. At the same time, an increase in yield can be achieved by compaction of the agrocnosis to a certain level. The optimal nutritional area for the root system is also 10 plants per 1 m², but, the figure shows that an increase in the number of plants to 18–20 plants/m² is the upper limit of the productivity of the root system and further compaction will not increase the yield of roots per unit area.

As can be seen in Figure 5, the productivity of the aboveground mass of *Echinacea pallida* of 240–250 g is optimal when creating a seeding density of 12–14 plants/m², and this is practically the maximum possible level. Further compaction of the sowing causes a decrease in the yield of the aboveground mass. The optimum productivity of the root system is 34–36 g with a density of 12–14 plants/m², and an increase in density also negatively affects its development. Our conclusions are close to the results of the studies [7] that show a high yield of raw materials with a high content of chicoric acid was achieved at an optimal density of Echinacea crops of 9–10 plants per 1 m².

Thus, the yield of *Echinacea purpurea* can be regulated within certain limits by the density of the agrocnosis. At the same time, the optimal density can be considered to be 10–11 plants/m², which corresponds to the schemes of 45 x 20 - 45 x 25 cm. For *Echinacea pallida*, the maximum yield is observed when creating agrocnosis with a density of 12–14 plants/m², which is close to the optimal placement. This corresponds to the schemes of 45 x 13–45 x 15 cm. Planting plants with row spacings of 70 cm allows to get higher quality raw materials by reducing the part of the stems and increasing the part of the inflorescences. This feature must be taken into account when setting up industrial plantations of *Echinacea pallida*.

4 Conclusions

1. As a result of the studies carried out in 2006–2015, the main regularities of the development of plants of *Echinacea purpurea* and *Echinacea pallida*, depending on the placement schemes, were established. It was found that these types of echinacea reacted differently to spatial distribution in the cnosis due to biological characteristics. In thickened crops, *Echinacea purpurea* formed a limited number of generative shoots (3.3–4.0) and could increase them by 1.8–2.2 times with an increase in the distance between plants, while *Echinacea pallida* formed 2.7–5.7 stems regardless of the feeding area.
2. The obtained data were processed by the method of correlation analysis, which made it possible to construct correlation pleiades of echinacea productivity depending on the density of placement. It was found that for *Echinacea purpurea*, the mass of the aboveground part was mostly correlated to the mass of the stems ($r = 0.879$), the number of inflorescences ($r = 0.735$), and the mass of the root system ($r = 0.815$); the mass of the root system correlated with the mass of inflorescences, width and length of the leaf blade. For *Echinacea pallida*, the mass of the aboveground part was determined by the mass of the stems ($r = 0.929$), the mass of the inflorescences ($r = 0.859$) and the mass of the leaves ($r = 0.787$); the mass of the root system did not have significant correlations with the studied parameters.

3. The mathematical models were developed that allowed to determine the patterns of plant placement in the agrocenosis. According to calculations, the optimal productivity of *Echinacea purpurea* includes the aboveground mass of 180-200 g/plant and the weight of the root system of 20–25 g/plant; this is achieved by the density of the agrocenosis of 100–110 thousand plants per hectare. For *Echinacea pallida*, the optimal productivity of the aboveground mass is 240–250 g/plant, and of rhizomes with roots – 34–36 g/plant; it can be achieved with an agrocenosis density of 120–140 thousand plants per hectare.

References

1. V.N. Samorodov, S.V. Pospelov, G.F. Moiseeva, & A.V. Sereda, *Pharmaceutical Chemistry Journal*, **30(4)**, 245-251 (1996) <https://doi.org/10.1007/BF02218771>
2. R. Franke, R. Schenk, & A. Nagell, *Echinacea pallida* (Nutt.) Nutt. - yield and echinacoside content (1999) <https://doi.org/10.17660/ActaHortic.1999.502.25>
3. S.V. Pospelov, & V.N. Samorodov, *The results of the study of representatives of the genus Echinacea Moench. in Poltava State Agrarian Academy*, Medicinal Herbs: from past experience to new technologies. In honor of the 100th anniversary of the Echinacea research in Ukraine, Materials of the fourth International scientific and practical conference, Poltava, 63-79 (2015) <https://www.pdaa.edu.ua/sites/default/files/node/2452/ivconfmedplant2015poltava.pdf>
4. S.V. Pospelov, *Phytochemistry*, **3**, 421-440 (2019) <http://www.appleacademicpress.com/phytochemistry-volume-3-marine-sources-industrial-applications-and-recent-advances/9781771887618>
5. Sandra Carol Miller, *Echinacea: the genus Echinacea* (CRC Press, 2004)
6. R. Romero, R.M. Barros Camba, A. Rigueiro & J.L. Fernández Lorenzo, *International Journal of Agricultural Science*, **4(8)**, 232-240 (2014) <https://doi.org/10.5281/ZENODO.2629813>
7. N.W. Callan, T. Yokelson, S. Wall-MacLane, M.P. Westcott, J.B. Miller, & G. Ponder, *Journal of Herbs, Spices and Medicinal Plants*, **11(3)**, 35-46 (2005) https://doi.org/10.1300/J044v11n03_04
8. K.M. Kleitz, M.M. Wall, C.L. Falk, C.A. Martin, M.D. Remmenga, & S.J. Guldan, *HortTechnology*, **13(4)**, 631-636 (2003) <https://doi.org/10.21273/horttech.13.4.0631>
9. G.A. Parmenter, & R.P. Littlejohn, *New Zealand Journal of Crop and Horticultural Science*, **25(2)**, 169-175 (1997) <https://doi.org/10.1080/01140671.1997.9514003>
10. A.S. Shalaby, S.E. El-Gengaihi, E.A. Agina, A.S. El-Khayat, & S.F. Hendawy, *Spices and Medicinal Plants*, **5(1)**, 69-76(1997) https://doi.org/10.1300/J044v05n01_08
11. L.S. Tansi, S. Karaman, O. Toncer, & S. Gedik, *Turkish Journal of Field Crops*, **20(2)**, 174-178 (2015) <https://doi.org/10.17557/tjfc.68776>
12. Yi Lu, Ren-Shih Chung, Pi-Hui Suzi Chang, *Effects of different nitrogen fertilizers and application rates on the growth and caffeic acid derivative contents of Echinacea purpurea (L.)*, 24-th International Symposium of the International Scientific Center of Fertilizers - Plant nutrition and fertilizer issues for specialty crops, Coimbra (Portugal), September 6-8, 23-24 (2016) <https://doi.org/10.5073/BERJKI.2016.185.000>